

CCTV Based Attendance System

Reji Thomas¹, Harshitha.S², Yu vashri.A³, Paramshivams⁴, Nithin K⁵

¹ Assistant Professor, Department of Computer Science & Engineering, Sri Sairam College of Engineering, Bengaluru.

^{2,3,4,5} UG Scholars, Department of Computer Science & Engineering, Sri Sairam College of Engineering, Bengaluru.

ABSTRACT--*The administration of the participation can be an incredible weight on the educators on the off chance that it is finished by hand. To determine this issue, savvy and auto participation the board framework is being used. In any case, validation is a significant issue in this framework. The brilliant participation framework is commonly executed with the assistance of biometrics. Face acknowledgment is one of the biometric techniques to improve this framework. Being a prime component of biometric check, facial acknowledgment is being utilized colossally in a few such applications, similar to video observing and CCTV film framework, a connection between PC and people and access frameworks present inside and organize security. By using this structure, the issue of intermediaries and understudies being stamped present despite the fact that they are not physically present can without much of a stretch be settled. The fundamental usage steps utilized in this sort of framework are face identification and perceiving the recognized face. This paper proposes a model for executing a computerized participation the executive's framework for understudies of a class by utilizing face acknowledgment strategy, by utilizing Eigenface values, Principle Component Analysis (PCA) and Convolutional Neural Network (CNN). After these, the association of perceived faces should be possible by contrasting and the database containing understudy's appearances. This model will be a fruitful system to deal with the participation and records of understudies.*

KEYWORDS - Biometrics, Machine learning, Principle Components Analysis (PCA), Convolution Neural Network(CNN).

1. INTRODUCTION

The word biometric is derived from the Greek word bio and metric. Where bio means life and metric means to measure. Biometric authentication is the primary and prevalent system for security and surveillance activities in the past several years. The automation in every field of daily life has made human identification and verification is a prime issue for ensuring the

security. The biometric techniques are relates to the parts of human body which are unique, cannot be stolen and is not easily transferable compared to traditional methods such as Identification badges, Personal Identification Number (PIN), password, smartcards etc. The commonly used biometric features include speech, fingerprint, and face, Iris, voice, hand geometry, retinal identification.

A biometric sensor is a transducer that changes a biometric treat of an individual into an electrical sign. Biometric treats basically incorporate biometric unique mark pursuer, iris, face, voice, and so forth. For the most part the sensor peruses or gauges light, temperature, speed, electrical limit and different sorts of energies. Various advancements can be applied to get this discussion utilizing complex blends, systems of sensors and computerized cameras. Each biometric gadget requires one sort of sensor. The biometrics applications mostly incorporate: utilized in a top-quality camera for facial acknowledgment or in an amplifier for voice catch. Some biometrics is exceptionally intended to examine the vein designs under your skin. Biometric sensors are a fundamental component of character innovation. Biometric sensors or access control frameworks are ordered into two sorts, for example, Physiological Biometrics and Behavioral Biometrics. The physiological biometrics basically incorporates face acknowledgment, unique finger impression, hand geometry, Iris acknowledgment and DNA. Though conduct biometrics incorporate keystroke, mark and voice acknowledgment. For better comprehension of this idea, some of them are talked about underneath in Fig:1.1

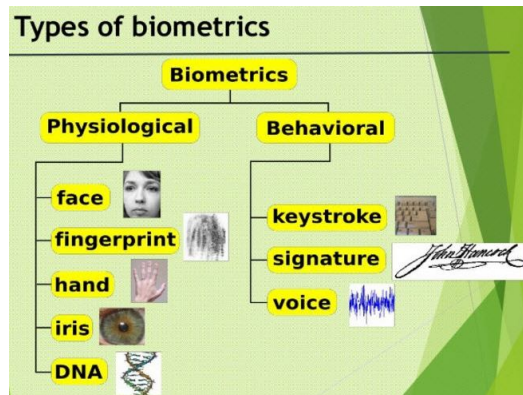


Fig1.1: Types of biometrics

2. PROPOSED ALGORITHM

- a. Biometric key generation
 - Step 1: Images acquisition.
 - Step 2: Enhancement of the images.
 - Step 3: Feature extraction.
 - Step 4: Biometric key of both iris and face is generated.
- b. Combined key generation
 - Step 1: Biometric key of iris 2048 bit of data is compressed
 - Step 2: Biometric key of face 248 bit of data is compressed
 - Step 3: Compressed biometric key of both iris and face is crossed over then combined key generated.
- c. Generation of helper data and hash key
 - Step 1: Performing Hashing function on the cryptographic key and Store the hashed key in the database.
 - Step 2: Helper data is generated as a result of binding the cryptographic key with the combined biometric key.

3. BIOMETRIC KEY GENERATOR

a. Iris scanner

First the framework needs to confine the inward and external limits of the iris (understudy and appendages) in a picture of an eye. Further subroutines recognize and prohibit eyelids, eyelashes, and common reflections that frequently impede portions of the iris. The

arrangement of pixels containing just the iris, standardized by an elastic sheet model to make up for student widening or narrowing, is then examined to separate a piece design encoding the data expected to think about two iris pictures. For the situation of Daugman's calculations, a Gabor Wavelength change is utilized. The outcome is a lot of complex numbers that convey neighbourhood sufficiency and stage data about the iris design. In Daugman's calculations, most sufficiency data is disposed of, and the 2048 bits speaking to an iris design comprise of stage data (complex sign bits of the Gabor wavelet projections). Disposing of the abundancy data guarantees that the layout remains to a great extent unaffected by changes in enlightenment or camera addition, and adds to the long-haul ease of use of the biometric format.

For distinguishing proof (one-to-numerous format coordinating) or check (balanced layout coordinating) a format made by imaging an iris is contrasted with put away template(s) in a database. In the event that the Hamming separation is beneath the choice edge, a constructive distinguishing proof has adequately been made on account of the factual outrageous implausibility that two distinct people could concur by some coincidence ("crash") in such a large number of bits, given the high entropy of iris layouts.

b. Face recogniser

These systems learn – consistently an image – from a dark individual, examine the data in that information, and attempt to facilitate them to existing segments in a database of known people's appearances or voices. Facial affirmation does this in three phases: acknowledgment, face print creation, and affirmation or unmistakable verification. Right when an image is gotten, PC programming examinations it to perceive where the faces are in, express, a crowd of people. In a strip mall, for example, reconnaissance cameras will sustain into a PC with facial affirmation programming to recognize faces in the video

feed. The process is done using PCA and CNN like in Fig(3.1).

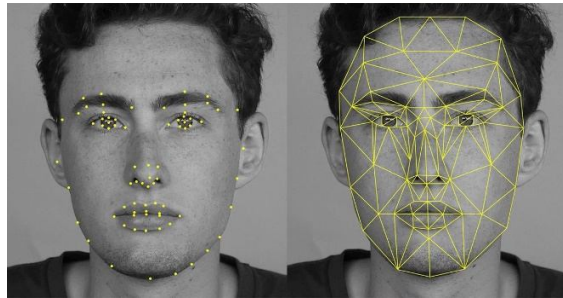


Fig3.1:Face Mapping

4. AUTOMATIC ATTENDANCE USING CCTV

System Description

The framework comprises of a camera that catches the pictures of the worker and sends it to the picture improvement module. After improvement the picture comes in the Face Detection and Acknowledgment modules and afterward the participation is set apart on the database server. This is appeared in the trial arrangement. At the hour of enrolment, layouts of face pictures of singular workers are put away in the Face database. Here every one of the appearances are distinguished from the input picture and the calculation contrasts them individually and the face database. In the event that any face is perceived the participation is set apart on the server from where anybody can access and use it for various purposes. The details of the experiment is in Fig(4.1).

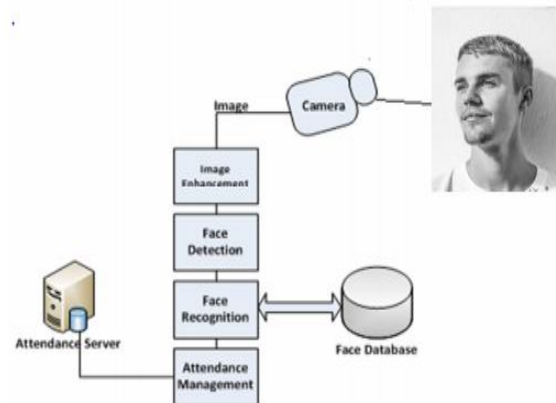


Fig4.1: System Model

System Algorithm:

The algorithm consists of the following steps:

- Image acquisition
- Histogram normalization
- Noise removal
- Face detection
- Face recognition
- Attendance

In the initial step picture is caught from the camera. There are enlightenment impacts in the caught picture in view of various lighting conditions and some commotion which is to be expelled before setting off to the following steps(1). Histogram standardization is utilized for differentiate upgrade in the spatial area. Middle channel is utilized for expulsion of commotion in the picture. There are different systems like CNN and low pass channel for clamor expulsion and smoothing of the pictures however middle channel gives great outcomes. The flow and Processing of algorithms is in Fig(4.2)



Fig4.2: Flow chart

Hardware Requirement

- An independent PC should be introduced in the workplace room where the framework is to be sent.
- Camera must be situated in the staffroom space to get the previews. Ideally.
- Goals: 4to 12megapixels
- Secondary memory to store every one of the pictures and database

Software Requirement

- Tensor Flow
- Ubuntu Mate
- My SQL
- Python 3 or above

ADVANTAGES:

- Improve the efficiency of attendance tracking.

- Rigging of the attendance cannot be done.
- Reduces the work for teachers
- Improved security
- User friendly
- Nearly impossible to forge

DISADVANTAGES

- Additionally requires a hardware to configure
- Comparatively high cost compared to manual method
- The database has to be explicitly
- The database has to be protected.

CONCLUSION AND FORESEEK

Automatic Attendance System has been imagined to decrease the mistakes that happen in the conventional (manual) participation taking framework. The point is to automation what's more, make a framework that is valuable to the association, for example, an establishment. The effective and exact technique for participation in the workplace condition that can supplant the old manual techniques. This technique is secure enough, solid and accessible for use. No requirement for particular equipment for introducing the framework in the workplace. It very well may be built utilizing a camera and PC.

REFERENCES:

[1]W. Zhao, R. Chellappa, P. J. Phillips, and A. Rosenfeld, "Face recognition: A literature survey," ACM Computing Surveys, 2003, vol. 35, no. 4, pp. 399-458.

[2]ShreyakSawhney,Karan Kacker,SamyakJain, Shailendra Narayan Singh. Rakesh Garg."Real-Time Smart Attendance System using Face Recognition Techniques"IEEE International Conference Cloud Computing Issues, 29 July 2019

[3]Anil Kumar Jain, Arun A. Ross, and Kathik Nandakumar,"**Introduction to Biometrics**",

[4]<https://www.tensorflow.org/>