

**Investigating Performance and Emission Characteristics of CI Engine With Pumpkin Based Biodiesel While Adding Nano Metal Oxides of Aluminium and Copper****Sunny Kaura<sup>a</sup>, Arvind Sharma<sup>b</sup>**School of Mechanical Engineering,  
Lovely Professional University, Phagwara, Punjab

Email id- kaurasunny@ymail.com

**Abstract**

Growth in demand for fuels in day to day life and its depletion has become a serious problem for everyone all around the world. Increase in fuel cost, an increase in greenhouse gases emissions and decrease in fuel supply are the main reasons for promoting the development of Alternative fuels nowadays. Diesel is one of the main fuels used for the transportation sector, agricultural sector and power sectors in India. Biodiesel is a most commonly used alternative fuel because it is renewable and it can either be used as a fuel with different blends directly in common diesel engines without any modifications to it. Biodiesel can be easily produced from the oil of different seeds which are abundantly available in nature. The properties like higher density, high fuel consumption, lesser heating value, and emission, etc. can be reduced with the addition of fuel additives to the biodiesel without affecting its initial properties and performance. Metal-based additives or metal oxide-based additives, antioxidant additives, cetane number additives, and oxygenated additives are the most widely used additives which help in improving the combustion, fuel economy and reducing the emissions. This work is based on the preparation of biodiesel by using pumpkin oil with nano metal oxide additives of copper and aluminium separately and checking its combustion, performance, and emission characteristics. Finally, the blends were made, consisting of pure diesel, B15A50P, and B15C50P

**Keywords:** methyl ester pumpkin, metal oxide based nano additives, Aluminium oxide nano particles, Copper oxide nano particles.

**Nomenclature:**Al<sub>2</sub>O<sub>3</sub>- Aluminium oxide (Alumina)

CuO – Copper oxide

B15- 15% Bio fuel and 85% pure Diesel

B15C50P-15% Pumpkinoil-based biodiesel with Copper oxide nano additives.

B15A50P-15% Pumpkin oil-based biodiesel with aluminium oxide nano additives.

**1.Introduction**

As the population all around the world is increasing rapidly day by day, fuel consumption is also increasing which leads to depletion in fossil fuel resources, increase in the cost of the fuel and also there is increase in emissions from harmful gases like unburnt Hydrocarbons, nitrogen oxides and oxides of carbon which lead to formation of carbon dioxide and monoxide. The increase in number of these gases which are greenhouse gases also, results in causing global warming which includes rise in temperature, improper and irregular rainfall and melting of glaciers, resulting in rise in sea-level. In the process to overcome or reduce these problems, the development of alternative fuels has been promoted. There are many types of alternative fuels mainly Ethanol, Natural gas, Hydrogen, and biodiesel. The alternative fuels are not produced through the finite fossil fuels and they can be helpful in many ways like reducing emissions, less contributing to smog and reducing global warming. Out of these, most commonly used alternative fuel is biodiesel. It refers to the fuel generated from vegetable oil based, recycled cooking oil-based or animal fat-based oil instead of fossil fuels. Based on the nature of the soil and climatic conditions biodiesel can be prepared with different types of vegetable oils or non-edible oils in different countries. Some of the oils used for preparation of biodiesel are Coconut, Mustard, Soybean, Sesame, Rapeseed, Palm, Castor seed, Pumpkin seed, Mahua, Karanja, Jatropha. Transesterification process is used most widely for producing biodiesel. In this process, oil is reacted with alcohol such as ethanol or methanol with a catalyst of acid or base catalyst. After the reaction that occurs, it forms biodiesel and glycerol as a byproduct which can be separated from it. Mainly ethanol is used rather than methanol as it can be derived from agriculture waste which is renewable source and also it is non-harmful. Transesterification process is shown in Fig. 1.

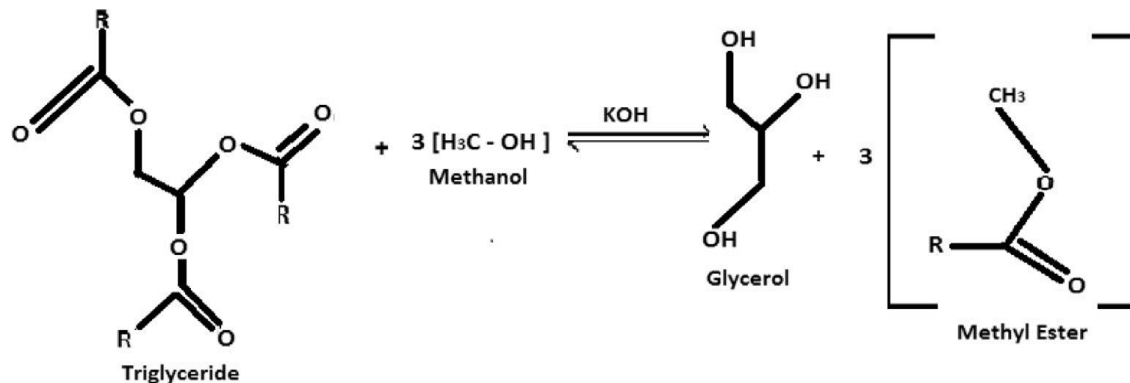


Fig.1 Transesterification reaction

Methyl esters produced during this reaction propose lower emissions of CO and unburnt hydrocarbons, but the major disadvantage is higher NO<sub>x</sub> emissions and also, they won't absorb the fuel emissions generated while growing the crops and preparing biodiesel. So, some kind of additives are required to be added which can act as catalyst and actually help it to produce lesser emissions with better thermal efficiency by increasing the heat release rate and improving the fuel quality. Nano particles are metal additives or their oxides that are mostly used as nano-sized particles of different sizes in ppm or percentage like Aluminium (Al), Iron (Fe), Copper (Cu),

Cerium oxide( $\text{CeO}_2$ ), Copperoxide( $\text{CuO}$ ), Aluminium oxide ( $\text{Al}_2\text{O}_3$ ) etc. They help in reducing pollutants in emissions, proper combustion of fuel, short ignition delay periods and flashpoint.

P.Schinas [1] investigated the production of biodiesel using pumpkin oil through base catalyzed transesterification process. The pumpkin seed oil has a high fatty acid value which lead to increase in brake thermal efficiency, decrease in brake specific fuel consumption due to better combustion, decrease in exhaust gas temperature, less  $\text{CO}$ ,  $\text{NO}_x$ , smoke and HC emissions when compared to mineral diesel.

Aalam [2] in his experiment used mahua oil for biodiesel production using  $\text{Al}_2\text{O}_3$  nano additives. Results showed that there was increment in calorific value and reduction in flash point. Moreover, there were lower CO and HC emissions, but  $\text{NO}_x$  emissions were found to be increased slightly.

Sivakumar Muthusamy [4] also examined engine with Pongamia methyl ester blended with aluminum oxide nanoparticles at different engine operating conditions and constant speed. Results indicate that the brake thermal efficiency was increased with decrement in Brake specific fuel consumption with additives. Emissions such as CO, HC, and smoke were decreased, while slight increase in  $\text{NO}_x$  emissions were found.

Hakan Ozcan [5] has also studied in his work about usage and effects of using  $\text{Al}_2\text{O}_3$  and  $\text{CuO}$  nanoparticles in compression ignition engine where he found that there is substantial reduction in emissions of all major pollutants including  $\text{NO}_x$  also with improved engine efficiency.

Rolvin D'Silva [6] also validated improved performance of engine with the use of  $\text{CuO}$  nano particles, where he prepared Pongamia Pinnata biodiesel and then he added nano particles of  $\text{CuO}$  in it and found improved performance of engine with least CO and  $\text{NO}_x$  emissions and better efficiency.

So, from previous studies it has found that adding nano particles certainly results in increase in efficiency with decrement in emissions specially CO and  $\text{NO}_x$ . The present work deals with the biodiesel preparation first using pumpkin oil and then adding two nano particles in 50ppm proportion i.e.  $\text{CuO}$  and  $\text{Al}_2\text{O}_3$  with pumpkin 15% and 85% diesel. Overall 2 blends are prepared consisting of B15A50P, B15C50P, compared with pure diesel.

## **2. Biodiesel Production**

Pumpkin raw oil was taken in a beaker and heated up to  $50^\circ\text{C}$ , 7gm of potassium hydroxide which is used as a base catalyst for this process, was mixed with 200ml methanol. The mixture

was mixed gently and was poured into the oil as soon as the potassium hydroxide was completely dissolved completely. The beaker was kept on the setup in which a heating mantle was fixed to a stand and the temperature was maintained. Given below Fig.2 shows the set up for Transesterification process.



Fig. 2 Transesterification Setup

The stirrer present in the setup was fixed and a magnetic bead was adjusted to the beaker. Methanol starts evaporating at around or above  $50^{\circ}\text{C}$ . It was kept for six hours and the solution is shifted to the separating funnel in which separation of glycerin will take place when warm water was poured into the funnel. This solution was left for six hours or more than that so that the oil, glycerin, and water will be separated. Given below Fig.3 shows the separation process. At the bottom of the flask water was deposited, above that glycerin and on the top, oil was there as the biodiesel is having less density followed by glycerin and water. This process was repeated for three to four times to collect pure biodiesel. This biodiesel is poured into a beaker along with diesel and stirred well-using stirrer. 15% of biodiesel (Pumpkin 15%) is mixed with 85% of diesel to make it the blend B15P. After the blending, it is divided into two samples for using with two nano fluids.



Fig. 3 Glycerol separation from Biodiesel

### 3. Nanofluid Preparation

The biodiesel samples were mixed with different nano metal oxide particles by Sonication process. The calculations for amount of nanoparticles was done and 50ppm amount was taken. Biodiesel was taken in a beaker of capacity 1000ml and then nanoparticles were added to it after weighing them on a weighing machine. This solution was kept in the ultra-sonicator as shown in Fig.4, for 40 minutes. After every three minutes, the solution was stirred with a glass stirrer for effective mixing as the nanoparticles start depositing at the bottom of the beaker. Both nano metal oxides were mixed in biodiesel through this process in proportion of 50ppm CuO and 50ppm Al<sub>2</sub>O<sub>3</sub> for pumpkin -based biodiesel.



Fig. 4 Ultra-Sonicator

**4. Experimental set up and Test procedure**

Water cooled 4 stroke CI engine was used for experimental work with rated power of 6.5kW. Engine operation was done on constant power of 1500rpm at various load conditions. Initially the engine was with pure diesel only for getting the reference data and after which it was fueled with B15A50P and B15C50P to check other results including the emissions ad all other characteristics. Engine specification details are mentioned below in Table 1. Also, gas analyzer being used to measure HC, CO and NOx emissions has been shown in Fig. 5. The experiment set-up shown in Fig.6.

Table 1 showing specification of engine used

Engine type	1 Cylinder ,4 stroke water cooled
Arm length of Dynamometer	185mm
Diameter of Cylinder	95mm
Length of stroke	110mm
Rated Power	6.5 kW
Diameter of orifice	22mm
Compression ratio	17:1



Fig.5 Gas Analyzer




Fig. 6 Diesel engine set up

Table 2 shows the properties of nano metal oxides

Sample	Particle size	Bulk density	True density	Color	Morphology	Atomic weight(g/mol)
Aluminum-oxide Al <sub>2</sub> O <sub>3</sub> (purity 99.9%)	50 nm	1.5g/cm <sup>3</sup>	3.97g/cm <sup>3</sup>	White	Spherical	101.96
Copper oxide CuO (purity 99.9%)	50 nm	0.79g/cm <sup>3</sup>	6.4g/cm <sup>3</sup>	Black	Spherical	79.54

Table 3 shows the properties of prepared blends including pure diesel

Property	B15C50P	B15A50P	Diesel
Density (kg/m <sup>3</sup> )	891	851	842
Kinematic Viscosityat 40°C (mm <sup>2</sup> /s)	3.59	3.55	3.10
Fire Point (°C)	67	71	65
Flash Point (°C)	55	57	53
Calorific Value (MJ/kg)	44.11	49.67	44.52

**5. Results and Discussions**

The operationof the engine using Pumpkin methyl ester blend with added CuO and Al<sub>2</sub>O<sub>3</sub> nano particles was found to be smooth throughout. The performance features such asspecific fuel consumption(SFC), brake thermal efficiency (BTE) and also emissions characteristics such as CO<sub>2</sub>, HC and CO areplotted against the varied load.

*5.1 CO emissions*

Emissionlevelfor CO emissions at differentloadsand for different blends are shown below in Fig. 7. From graph, it is observed that B15A50P emits very low CO emissions (0.13%)as compared



together tested blends varying from no-load to full load condition. Initially, at no load condition, all blends emit similar amount. In general, adding nano particles is seriously lowering the CO emissions because of more oxygen content, as compared with pure diesel where it is 0.2% approximately.

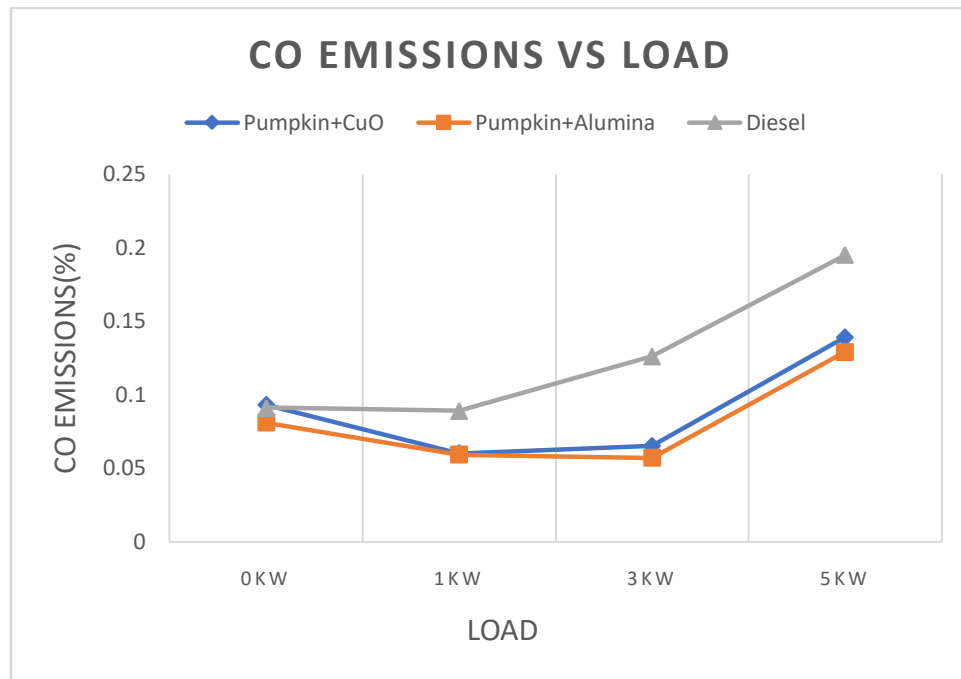


Fig.7 CO emissions Vs Load

**5.2 CO<sub>2</sub> emissions**

Fig.8 shows variation of CO<sub>2</sub> emissions at different load conditions. For pure diesel, CO<sub>2</sub> emission increased 1.9% at no load to 4.1% at full load (5 kW) condition whereas, for B15C50P maximum reaches to 4.2% at full load whereas, B15A50P shows less CO<sub>2</sub> emissions, varying from 2% to 3.6%, which are least as compared to all other blends.

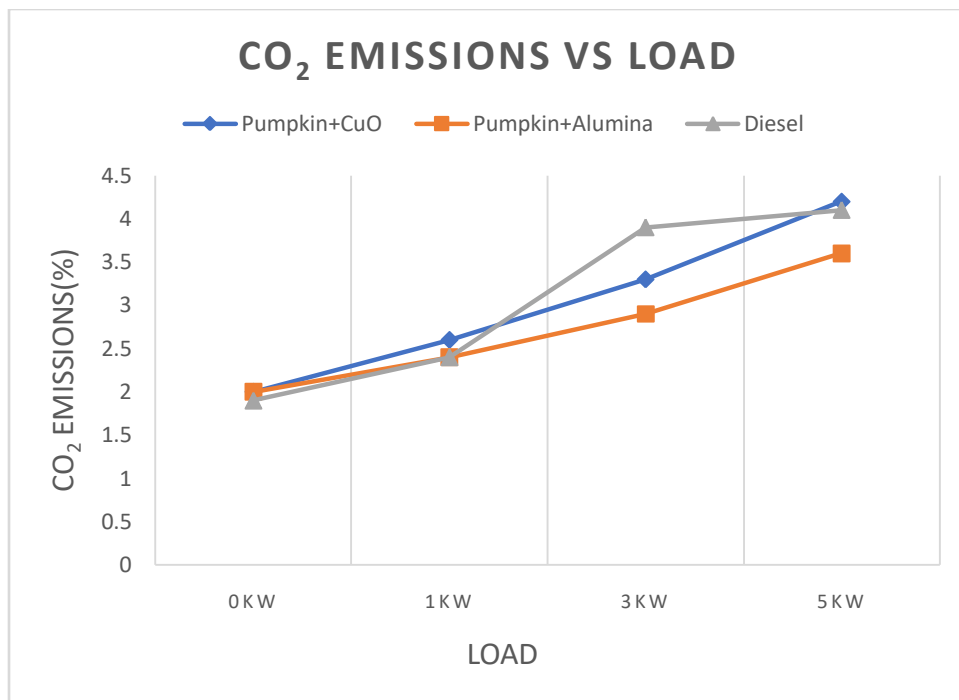


Fig.8 CO<sub>2</sub> emissions Vs Load

5.3 HC emissions

Fig.9 shows the variation of HC with variation in load for all blends. As per graph, B15A50P shows minimum HC emissions at full load of nearly 85ppm whereas maximum of 109ppm is shown by pure diesel which is more than B15C50P where emissions are nearly 86ppm.

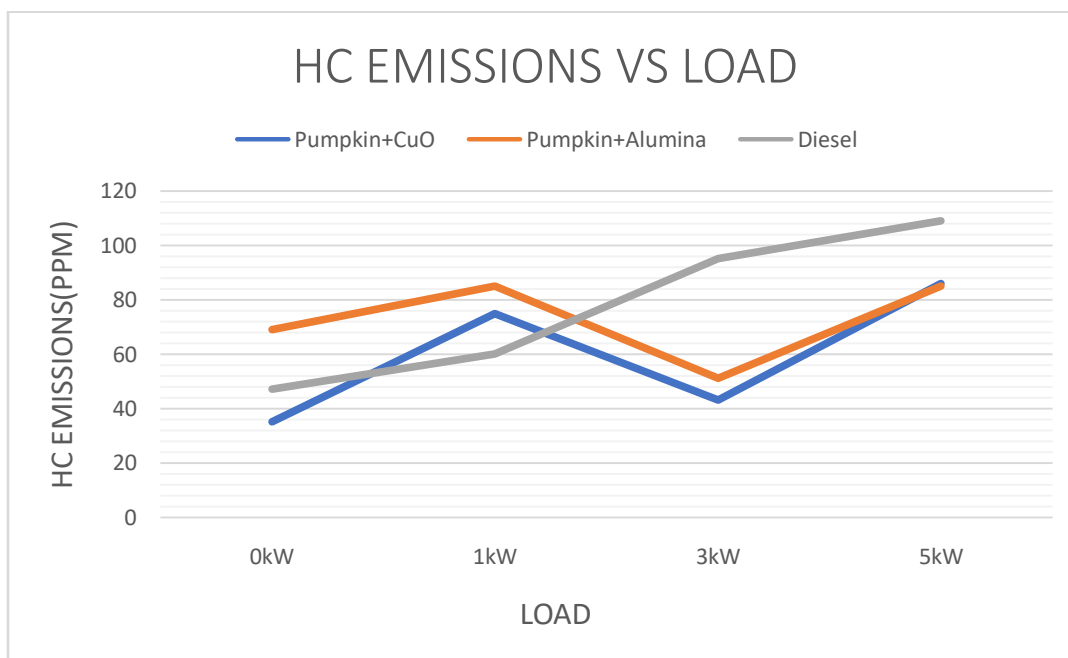


Fig. 9 HC emissions Vs Load

*5.4 NOx Emissions*

Fig. 10 shows the variation of NOx emissions with variation in load for all blends. As per graph, B15A50P shows minimum HC emissions at full load of nearly 1879ppm whereas maximum of 2574ppm is shown by B15C50P which is even more than pure diesel where emissions are nearly 2024ppm.

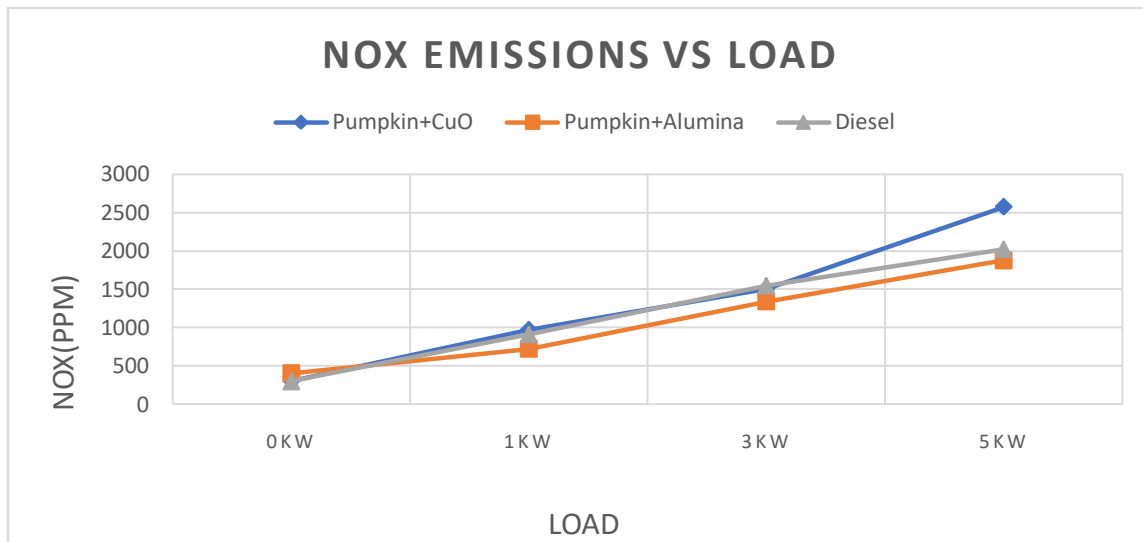


Fig. 10 NOx emissions Vs Load

*5.5 Brake thermal efficiency*

Figure 11 shows variation of Brake thermal efficiency with variable load conditions. With increase in load we can see from the graph that for all blends there was increase in brake thermal efficiency also. B15A50P has shown the increase i.e. 32% at full load condition whereas 30% efficiency came for B15C50P at full load, even for pure diesel also maximum efficiency of 34% nearly was seen at full load, which is maximum from all.

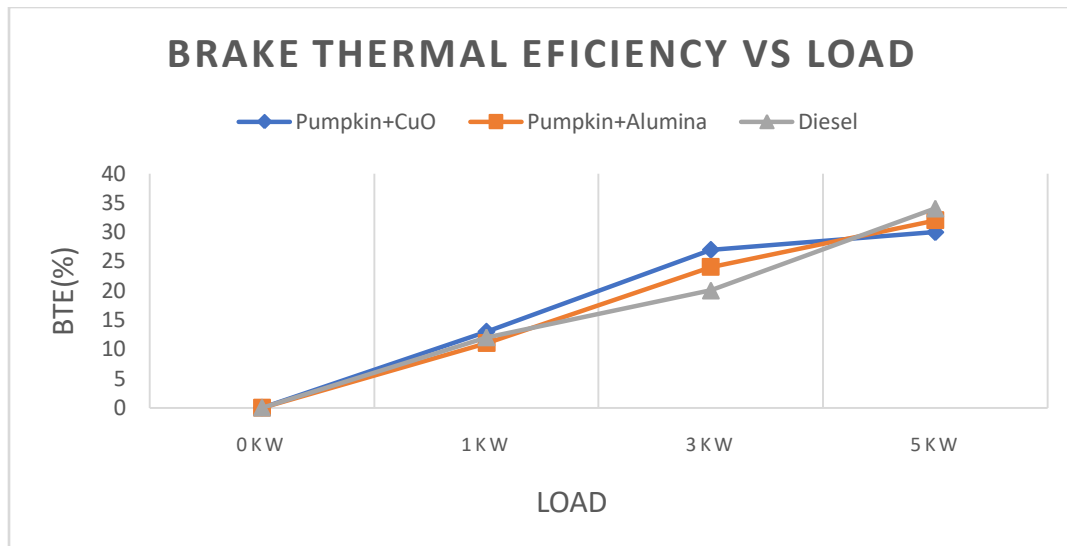


Fig. 11 Brake thermal efficiency Vs Load

5.6 Specific fuel consumption

Fig.12 shows Specific fuel consumption with variable load conditions and graph shows that initially it is increasing with the load, for all blends including pure diesel but after 1kW it starts decreasing for every blend. Minimum specific fuel consumption is 0.232kg/kW-h at full load for pure diesel and B15A50P is very close to it with nearly 0.245kg/Kw-h, maximum specific fuel consumption has shown by B15C50P which is nearly 0.25kg/kW-h.

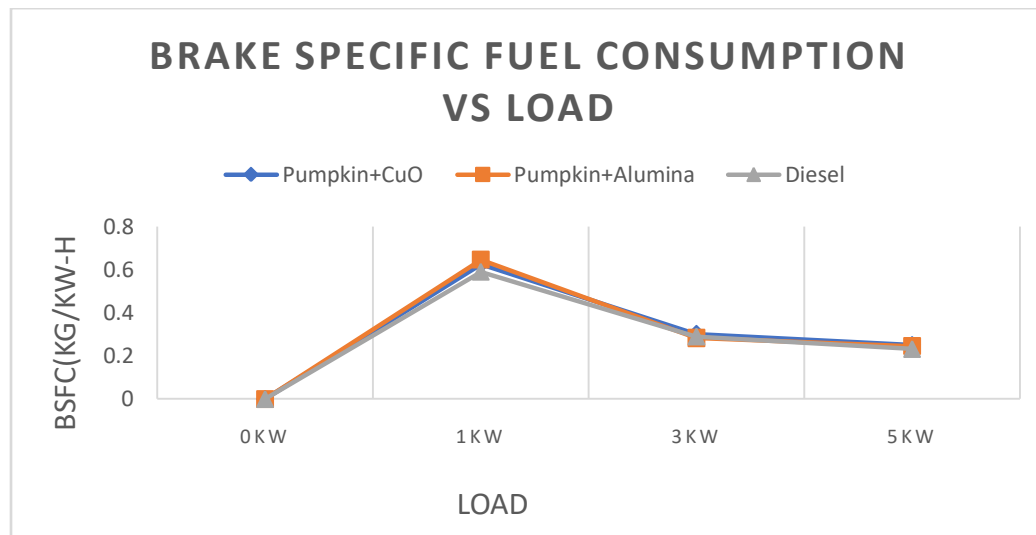


Fig. 12 Specific fuel consumption Vs Load

6. Conclusion

So based on present study, following points can be concluded:

- Although, with increase in engine load, there is increase in brake thermal efficiency for

all blends including pure diesel where B15A50P has shown efficiency of 32%, but maximum value of 34% is shown by pure diesel.

- Even though, minimum specific fuel consumption is shown by pure diesel at full load having value of 0.232kg/kW-h but B15A50P is very close to it with nearly value of 0.245kg/Kw-h.
- Even though, B15A50P emits very low CO emissions of 0.13% which is least from all tested blends including pure diesel, for B15C50P CO emissions are nearly 0.15%.
- CO<sub>2</sub> emissions has shown increase with load increase for all blends including pure diesel, whereas, for B15C50P maximum reaches to 4.2% at full load whereas, B15A50P shows less CO<sub>2</sub> emissions, varying from 2% to 3.6% at full load, which is least as compared to all other blends.
- There is continuous variation of HC emissions with load where B15A50P has shown minimum HC emissions at full load of nearly 85ppm whereas maximum of nearly 86ppm has shown by B15C50P.
- NO<sub>x</sub> emissions are continuously changing with load variations where B15A50P has shown minimum emissions of 1879ppm at full load and for pure diesel, it is 2024ppm and 2574ppm for B15C50P.

## References

- 1.) Schinas, P., G. Karavalakis, C. Davaris, G. Anastopoulos, D. Karonis, F. Zannikos, S. Stournas, and E. Lois, 2009. "Pumpkin (*Cucurbita pepo* L.) seed oil as an alternative feedstock for the production of biodiesel in Greece." *Biomass and bioenergy* 33, no. 1: 44-49.
- 2.) Aalam, C. Syed, and C. G. Saravanan, 2017. "Effects of nano metal oxide blended Mahua biodiesel on CRDI diesel engine". *Ain Shams Engineering Journal* 8, no. 4:689-696.
- 3.) K.Krishna, B.Sudheer Prem Kumar, K.Vijayakumarreddy, S.Charankumar, K. Ravi kumar, 2017. "Effects of alumina nano metal oxide blended palm stearin methyl ester Bio-diesel on direct injection diesel engine performance and emissions". *IOP Conference Series: Materials Science and Engineering*.
- 4.) Sivakumar Muthusamy, Shanmugasundaramnallathambi, Ramesh kumar, Ramasamy, Syed Tasthagir Mohmed Hussain, 2017. "Effect of aluminium oxide nanoparticles blended Pongamia methyl ester on performance, combustion and emission characteristics of diesel engine". *Renewable Energy*.
- 5.) SonerGumus, HakanOzcan , Mustafa Ozbey, BahattinTopaloglu, 2016. "Aluminum oxide and copper oxide nano diesel fuel properties and usage in a compression ignition engine". *Fuel* 163:80–87.

- 6.) Rolvin D'Silva<sup>1</sup>, Mohammed Hafeez<sup>1</sup>, Joyal Fernandez<sup>1</sup>, Faheem Paloth<sup>1</sup>, Ibrahim Abdul Rahiz<sup>1</sup>, Binu K. G.<sup>1</sup>, Raju K.<sup>1</sup>, Thirumaleshwara Bhat, 2017. "Effect of Copperoxide Nanoadditives on the Performance and Emissions Characteristics of a C.I. Engine". *Energy and Power* 7(4): 99-104.
- 7.) Yetter RA, Risha GA, Son SF, 2009. "Metal particle combustion and nanotechnology". *Proc Combust Inst*; 32:1819-38.
- 8.) Gan Y, Qiao L, 2010. "Combustion characteristics of fuel droplets with addition of nano and micron-sized aluminum particles". *Combust Flame*; 158:354-68.
- 9.) Basha JS, Anand RB, 2011. "Role of nano additive blended biodiesel emulsion fuel on the working characteristics of a diesel engine". *J Renew Sustain Energy*; 3:1-17.
- 10.) Basha JS, Anand RB, 2012. "Effects of nanoparticle additive in the water-diesel emulsion fuel on the performance, emission and combustion characteristics of a diesel engine". *Int J Vehicles Des*; 59:164-81.
- 11.) Selvaganapthy A, Sundar A, Kumaragurubaran B, Gopal P, 2013. "An experimental investigation to study the effects of various nanoparticles with diesel on DI diesel engine". *ARPJ Sci Technol*; 3:112-5.
- 12.) Sajeevan AC, Sajith V, 2013. "Research article diesel engine emission reduction using catalytic nanoparticles: an experimental investigation". *J Eng*; 1-9.
- 13.) Lenin MA, Swaminathan MR, Kumaresan G, 2013. "Performance and emission characteristics of a DI diesel engine with a nano fuel additive". *Fuel*; 109:362-5.
- 14.) Mehta RN, Chakraborty M, Parikh PA, 2014. "Nano fuels. Combustion, engine performance and emissions". *Fuel*; 120:91-7.
- 15.) Balamurugan S, Sajith V, 2013. "Stabilization studies of zirconium-cerium oxide nanoparticle—diesel suspension". *Adv Mater Res*; 685:128-33.